



Description

Rio

Designer: Ilaria Marelli

Typology: Table

Year: 2009

Description:

The Rio table has a painted steel structure characterized by a marine laminate top; unlike the other tables we provide an elliptical solution as a dining table, a cross between rectangular and round that can be used in those external areas to be completed with a table and two chairs for a lunch with friends.

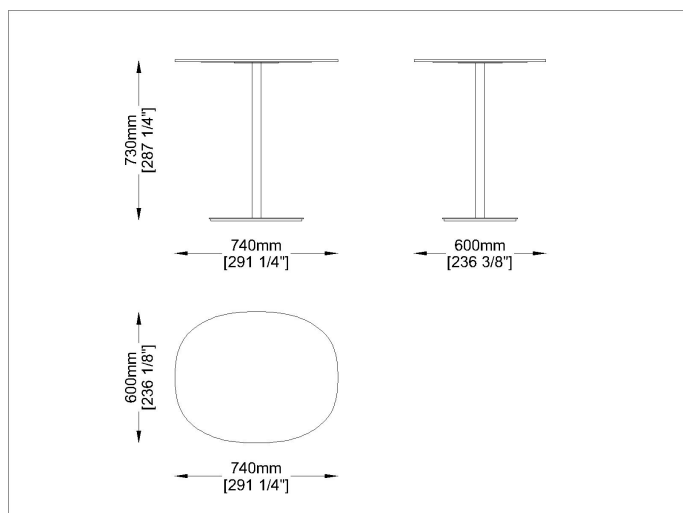
Technical information

Frame: Steel inox powder coated

Top: High thickness laminate in different colors

Typology: Table

Drawings



BH T

Materials

Metal Structure

Satinized Inox steel



Satinized/Satinato
steel satinized

Metal Structure

Powder coated Inox steel




RAL 5024
Azzuro-Light Blue



RAL 9010
Bianco-White



RAL PD5843
Tortora-Taupe



RAL 1019
Lino-Linen



RAL 6021
Verde-Green

Laminate


Table top



L1
Bianco-White



L2810
Rock Taiga



L3
Tortora-Taupe




L4
Nero-Black



L437
Azzuro light blue



Product Sheet



L477
Grigio-Grey



L558
Rock Beige Boiaccia

Images



Suggested Products



S



SB



Jubeae
SB



Jubeae
S



Jubeae
ST



Nest